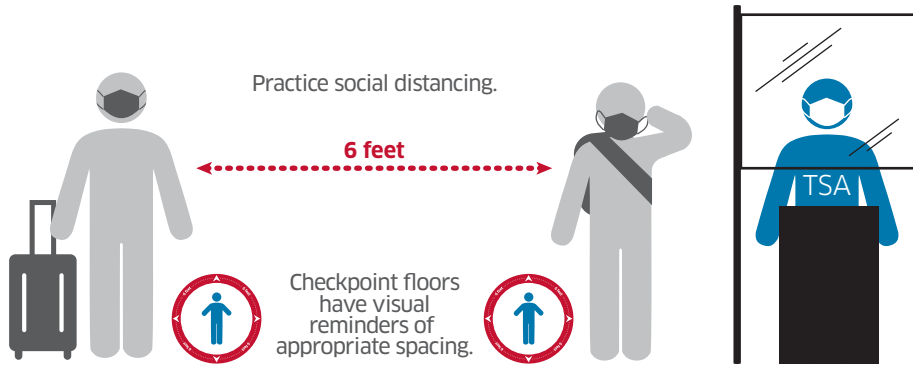


TSA: What to Know Before You Go

Face Masks and Social Distancing



Practice social distancing.

6 feet

Checkpoint floors have visual reminders of appropriate spacing.

TSA officers are required to wear surgical masks and gloves.

TSA has installed acrylic barriers at points of interaction between passengers and TSA officers. (e.g., checkpoint, checked baggage drop-off, etc.)

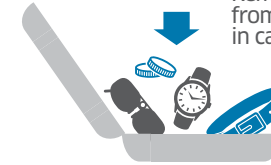
Passengers are required to wear face masks that fully cover their nose and mouth throughout the travel experience.

Travelers will have to adjust their face masks for ID verification or remove for secondary screening.

Reduced Physical Contact



Travelers keep possession of their IDs and boarding passes, place on the reader, and hold up for visual inspection.

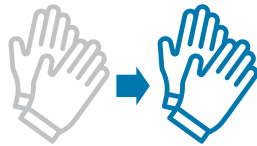


Remove belts and all items from pockets and put them in carry-ons instead of bins.*

Cleaning and Disinfecting



TSA is allowing one liquid hand sanitizer container, up to 12 ounces per passenger, in carry-on bags.



TSA officers will change their gloves with each pat-down and upon passenger request.



TSA has increased cleaning and disinfecting of frequently touched surfaces and security screening equipment, including bins.

Travelers may be directed outside of the checkpoint to remove or repack items (e.g., laptops, liquids, gels, aerosols and large electronics).



*Does not apply to TSA PreCheck® members.



Stay Healthy. Stay Secure.
tsa.gov/coronavirus