



All Users  
100.00% Sessions

Total Visits

3,398,265

% of Total: 100.00% (3,398,265)



Avg. Visit Duration

00:01:51

Avg for View: 00:01:51 (0.00%)



Pageviews

7,030,900

% of Total: 100.00% (7,030,900)



Unique Visitors

2,640,370


% of Total: 100.00% (2,640,370)



Avg. Pages / Visit

2.07

Avg for View: 2.07 (0.00%)



Avg. Time on Page

00:01:43

Avg for View: 00:01:43 (0.00%)



Bounce Rate

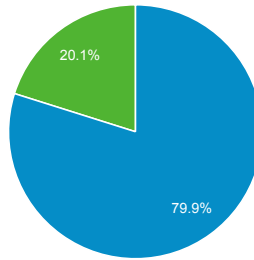
49.95%

Avg for View: 49.95% (0.00%)



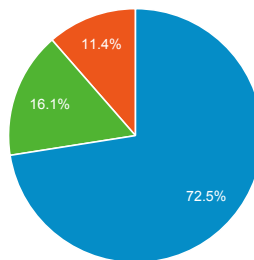
New vs. Returned Visitors

New Visitor Returning Visitor



Avg. Visits per Visitor

1 2 Other



Visits and Bounce Rate by Source / Medium

Source / Medium	Sessions	Bounce Rate
google / organic	1,534,768	49.67%
(direct) / (none)	1,066,607	53.27%
search.usa.gov / referral	135,133	42.69%
bing / organic	78,013	34.08%
aa.com / referral	54,036	63.59%
delta.com / referral	52,268	28.67%
yahoo / organic	42,430	41.06%
dhs.gov / referral	23,869	32.88%
customersupport.spirit.com / referral	19,965	57.86%
m.facebook.com / referral	16,121	64.87%

Total Pageviews

Page Title	Pageviews	Bounce Rate
What Can I Bring?   Transportation Security Administration	1,639,110	38.67%
TSA Pre✓®   Transportation Security Administration	895,016	44.12%
Transportation Security Administration	554,481	29.29%
Liquids Rule   Transportation Security Administration	393,758	68.19%
Identification   Transportation Security Administration	342,991	65.17%

Visits by Social Network

Social Network	Sessions
Facebook	20,307
Twitter	6,698
reddit	1,642
Instagram	697
Stack Exchange	644
YouTube	449
TripAdvisor	353
Quora	335
LinkedIn	274
Blogger	256